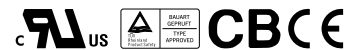


■ Features :

- Protections: Short circuit/Over load/Over voltage
- Cooling by free air convection
- LED indicator for power on
- 100% full load burn-in test
- All using 105°C long life electrolytic capacitors
- Withstand 300VAC surge input for 5 second
- High operating temperature up to 70°C
- Withstand 5G vibration test
- High efficiency, long life and high reliability
- 3 years warranty

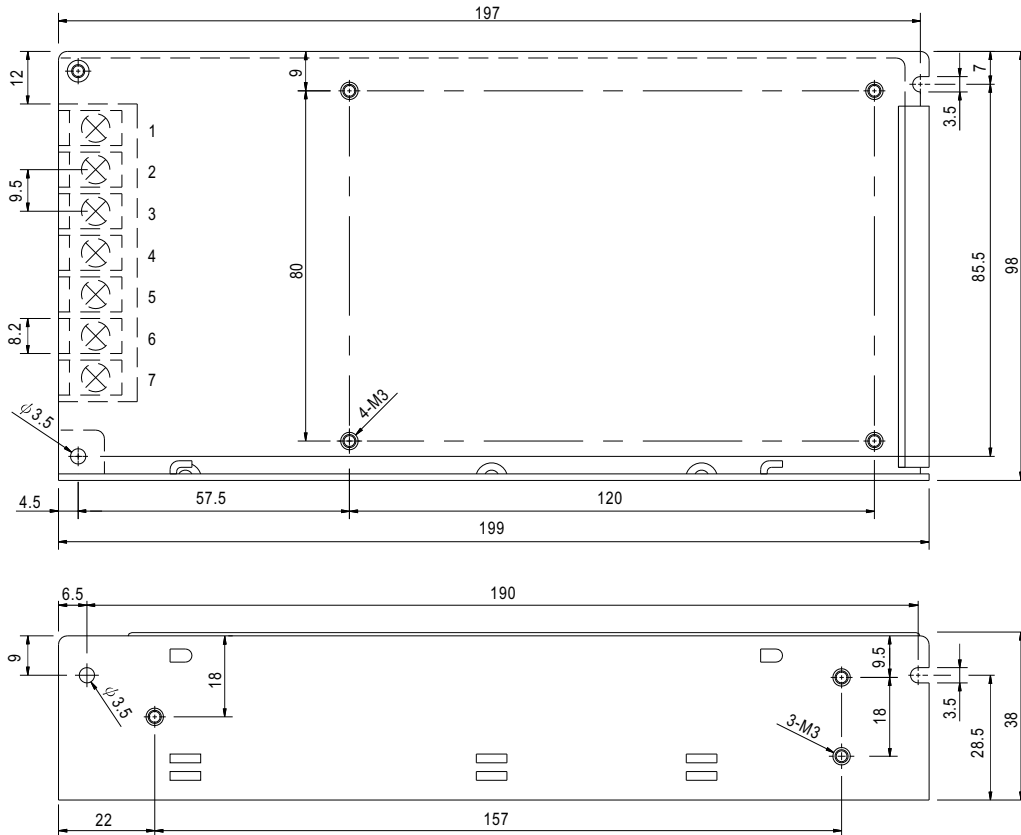


SPECIFICATION

MODEL	RS-150-3.3	RS-150-5	RS-150-12	RS-150-15	RS-150-24	RS-150-48	
OUTPUT	DC VOLTAGE	3.3V	5V	12V	15V	24V	48V
	RATED CURRENT	30A	26A	12.5A	10A	6.5A	3.3A
	CURRENT RANGE	0 ~ 30A	0 ~ 26A	0 ~ 12.5A	0 ~ 10A	0 ~ 6.5A	0 ~ 3.3A
	RATED POWER	99W	130W	150W	150W	156W	158.4W
	RIPPLE & NOISE (max.) Note.2	80mVp-p	80mVp-p	120mVp-p	120mVp-p	120mVp-p	200mVp-p
	VOLTAGE ADJ. RANGE	3.2V ~ 3.5V	4.75 ~ 5.5V	11.4 ~ 13.2V	14.25 ~ 16.5V	22.8 ~ 26.4V	45.6 ~ 52.8V
	VOLTAGE TOLERANCE Note.3	±3.0%	±2.0%	±1.0%	±1.0%	±1.0%	±1.0%
	LINE REGULATION Note.4	±0.5%	±0.5%	±0.5%	±0.5%	±0.5%	±0.5%
	LOAD REGULATION Note.5	±2.0%	±1.0%	±0.5%	±0.5%	±0.5%	±0.5%
	SETUP, RISE TIME	800ms, 20ms/230VAC 1200ms, 30ms/115VAC at full load					
HOLD TIME (Typ.)	28ms/230VAC 20ms/115VAC at full load						
INPUT	VOLTAGE RANGE	88 ~ 132VAC / 176 ~ 264VAC selected by switch 248 ~ 373VDC (Withstand 300VAC surge for 5sec. Without damage)					
	FREQUENCY RANGE	47 ~ 63Hz					
	EFFICIENCY (Typ.)	74%	78%	83%	84%	86%	87%
	AC CURRENT (Typ.)	3A/115VAC 2A/230VAC					
	INRUSH CURRENT (Typ.)	COLD START 40A/230VAC					
	LEAKAGE CURRENT	<2mA / 240VAC					
PROTECTION	OVER LOAD	110 ~ 150% rated output power Protection type : Hiccup mode, recovers automatically after fault condition is removed					
	OVER VOLTAGE	3.8 ~ 4.45V	5.75 ~ 6.75V	13.8 ~ 16.2V	17.25 ~ 20.25V	27.6 ~ 32.4V	55.2 ~ 64.8V
ENVIRONMENT	WORKING TEMP.	-25 ~ +70°C (Refer to output load derating curve)					
	WORKING HUMIDITY	20 ~ 90% RH non-condensing					
	STORAGE TEMP., HUMIDITY	-40 ~ +85°C, 10 ~ 95% RH					
	TEMP. COEFFICIENT	±0.03%/°C (0 ~ 50°C)					
	VIBRATION	10 ~ 500Hz, 5G 10min./1cycle, period for 60min. each along X, Y, Z axes					
SAFETY & EMC (Note 6)	SAFETY STANDARDS	UL60950-1, TUV EN60950-1 Approved					
	WITHSTAND VOLTAGE	I/P-O/P:3KVAC I/P-FG:1.5KVAC O/P-FG:0.5KVAC					
	ISOLATION RESISTANCE	I/P-O/P, I/P-FG, O/P-FG:100M Ohms/500VDC					
	EMI CONDUCTION & RADIATION	Compliance to EN55022 (CISPR22) Class B					
	HARMONIC CURRENT	Compliance to EN61000-3-2,-3					
OTHERS	MTBF	244Khrs min. MIL-HDBK-217F (25°C)					
	DIMENSION	199*98*38mm (L*W*H)					
	PACKING	0.7Kg; 20pcs/15Kg/0.8CUFT					
NOTE	<p>1. All parameters NOT specially mentioned are measured at 230VAC input, rated load and 25°C of ambient temperature.</p> <p>2. Ripple & noise are measured at 20MHz of bandwidth by using a 12" twisted pair-wire terminated with a 0.1uF & 47uF parallel capacitor.</p> <p>3. Tolerance : includes set up tolerance, line regulation and load regulation.</p> <p>4. Line regulation is measured from low line to high line at rated load.</p> <p>5. Load regulation is measured from 0% to 100% rated load.</p> <p>6. The power supply is considered a component which will be installed into a final equipment. The final equipment must be re-confirmed that it still meets EMC directives.</p> <p>7. Length of set up time is measured at cold first start. Turning ON/OFF the power supply very quickly may lead to increase of the set up time.</p>						

■ Mechanical Specification

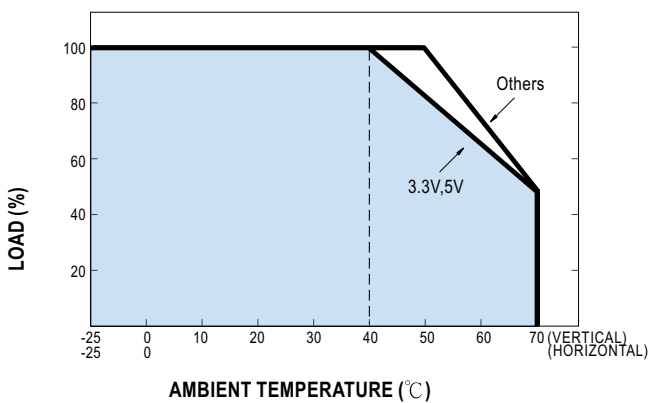
Case No. 902A Unit:mm



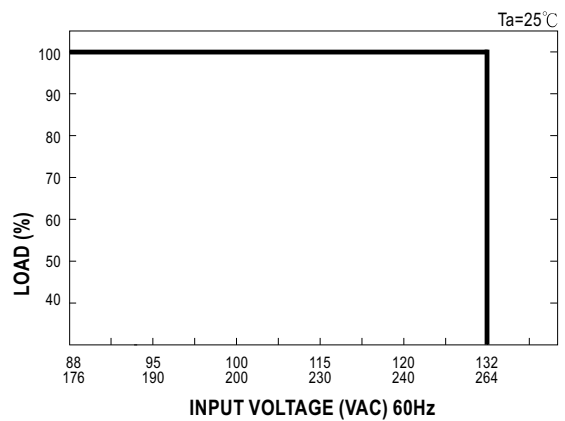
Terminal Pin. No Assignment


Pin No.	Assignment	Pin No.	Assignment
1	AC/L	4,5	DC OUTPUT -V
2	AC/N	6,7	DC OUTPUT +V
3	FG \perp		

■ Output Derating






■ Static Characteristics





■ Features :

- Constant voltage design
- Universal AC input / Full range
- Epoxy encapsulated with IP67 level
- Withstand 300VAC surge input for 5 seconds
- Protections: Short circuit / Overload / Over voltage
- Fully isolated plastic case
- Cooling by free air convection
- UL1310 Class 2 power unit, pass LPS
- 100% full load burn-in test
- Low cost, high reliability
- Suitable for LED lighting and moving sign applications
- 2 years warranty

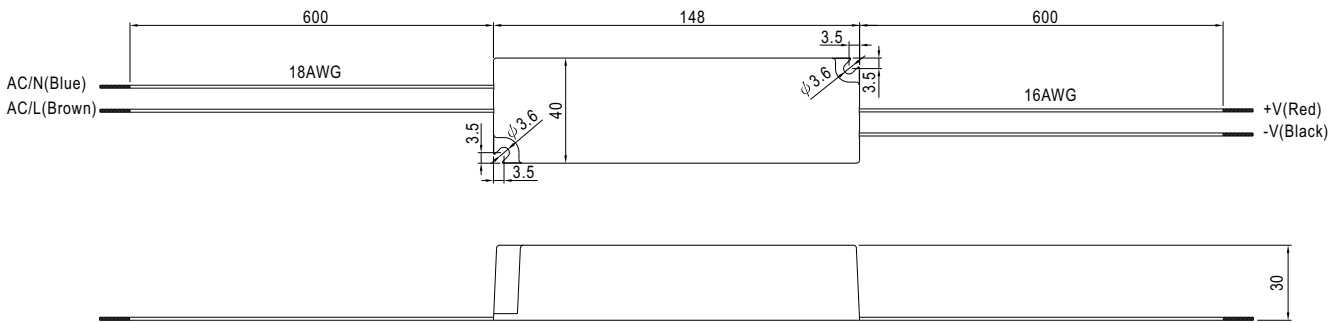
LPS IP67   

SPECIFICATION

MODEL	LPV-35-5	LPV-35-12	LPV-35-15	LPV-35-24	LPV-35-36	
OUTPUT	DC VOLTAGE	5V	12V	15V	24V	36V
	RATED CURRENT	5A	3A	2.4A	1.5A	1A
	CURRENT RANGE	0 ~ 6A (Note.7)	0 ~ 3A	0 ~ 2.4A	0 ~ 1.5A	0 ~ 1A
	RATED POWER	30W	36W	36W	36W	36W
	RIPPLE & NOISE (max.) Note.2	80mVp-p	120mVp-p	120mVp-p	150mVp-p	150mVp-p
	VOLTAGE TOLERANCE Note.3	±6.0%	±5.0%			
	LINE REGULATION	±1.0%				
	LOAD REGULATION	±4.0%	±2.0%			
	SETUP, RISE TIME Note.6	500ms, 20ms / 230VAC	500ms, 20ms / 115VAC at full load			
HOLD UP TIME (Typ.)	50ms/230VAC	16ms/115VAC at full load				
INPUT	VOLTAGE RANGE	90 ~ 264VAC				
	FREQUENCY RANGE	47 ~ 63Hz				
	EFFICIENCY (Typ.)	77%	84%	84%	85%	85%
	AC CURRENT	1.1A/115VAC 0.7A/230VAC				
	INRUSH CURRENT(max.)	COLD START 30A/115VAC 60A/230VAC				
LEAKAGE CURRENT	0.25mA / 240VAC					
PROTECTION	OVER CURRENT Note.4	110 ~ 150% rated output power Protection type : Hiccup mode, recovers automatically after fault condition is removed				
	OVER VOLTAGE	5.75 ~ 6.75V	13.8 ~ 16.2V	17.25 ~ 20.25V	27.6 ~ 32.4V	41.4 ~ 48.6V
ENVIRONMENT	WORKING TEMP.	-30 ~ +75°C (Refer to output load derating curve)				
	WORKING HUMIDITY	20 ~ 90% RH non-condensing				
	STORAGE TEMP., HUMIDITY	-40 ~ +80°C, 10 ~ 95% RH				
	TEMP. COEFFICIENT	±0.03%/°C (0 ~ 50°C)				
	VIBRATION	10 ~ 500Hz, 2G 10min./1cycle, period for 60min. each along X, Y, Z axes				
SAFETY & EMC	SAFETY STANDARDS	UL1310 Class 2, CAN/CSA C22.2 No. 223-M91, IP67 approved, design refer to TUV EN60950-1, EN61347-2-13				
	WITHSTAND VOLTAGE	I/P-O/P:3KVAC				
	ISOLATION RESISTANCE	I/P-O/P:>100M Ohms / 500VDC / 25°C / 70% RH				
	EMI CONDUCTION & RADIATION	Compliance to EN55022 (CISPR22) Class B				
	HARMONIC CURRENT	Compliance to EN61000-3-2,-3				
OTHERS	EMS IMMUNITY	Compliance to EN61000-4-2,3,4,5,6,8,11; ENV50204, EN55024, light industry level, criteria A				
	MTBF	743.5Khrs min. MIL-HDBK-217F (25°C)				
	DIMENSION	148*40*30mm (L*W*H)				
NOTE	PACKING	0.34Kg; 40pcs/14.6Kg/0.63CUFT				
		<ol style="list-style-type: none"> 1. All parameters NOT specially mentioned are measured at 230VAC input, rated load and 25°C of ambient temperature. 2. Ripple & noise are measured at 20MHz of bandwidth by using a 12" twisted pair-wire terminated with a 0.1uF & 47uF parallel capacitor. 3. Tolerance : includes set up tolerance, line regulation and load regulation. 4. Derating may be needed under low input voltage. Please check the derating curve for more details. 5. The power supply is considered a component which will be installed a final equipment. The final equipment must be re-confirmed that it still meets EMC directives. 6. Length of set up time is measured at first cold start. Turning ON/OFF the power supply may lead to increase of the set up time. 7. LPV-35-5 can provide 6A of output current continuously. Based on the requirement of UL1310 class 2, the output current is only certified up to 5A for the test report of LPV-35-5. 				

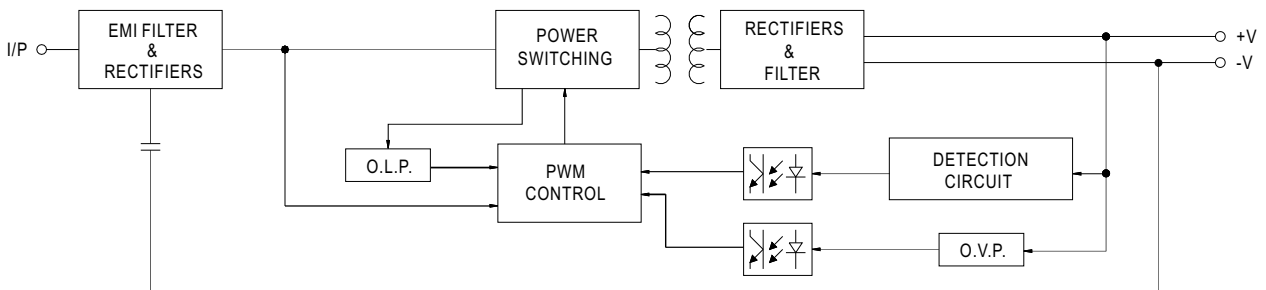
Mechanical Specification

Case No.975A Unit:mm

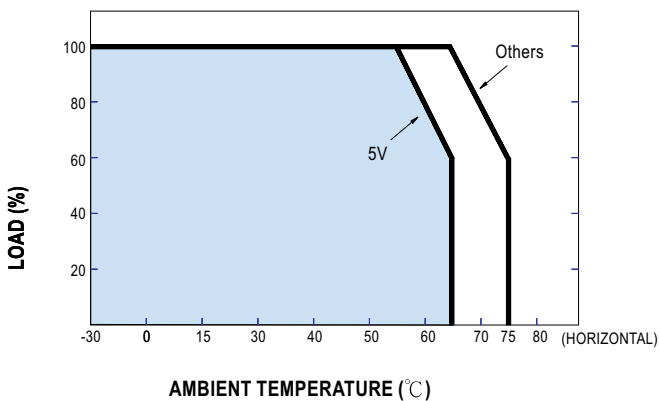


Block Diagram

fosc : 65KHz



Derating Curve



Static Characteristics

